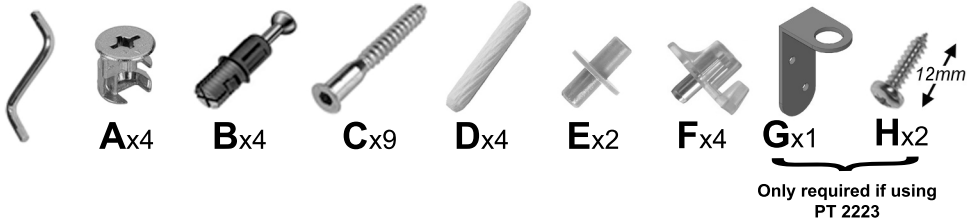



**Important - Please read these instructions fully before starting assembly**

If you need help, or have damaged or missing parts, please call **0141 945 2888** and ask for the QC department. However, please note if your product has been subject to obvious carrier damage to the carton during transit to your home, we recommend that you contact your supplier.

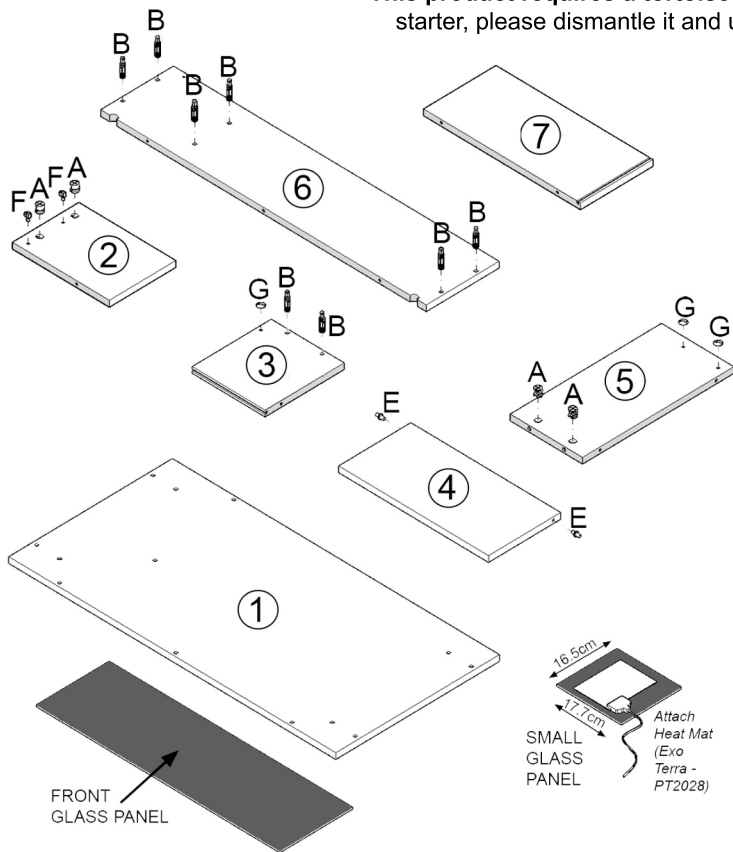
**STARTER FITTINGS PACK**



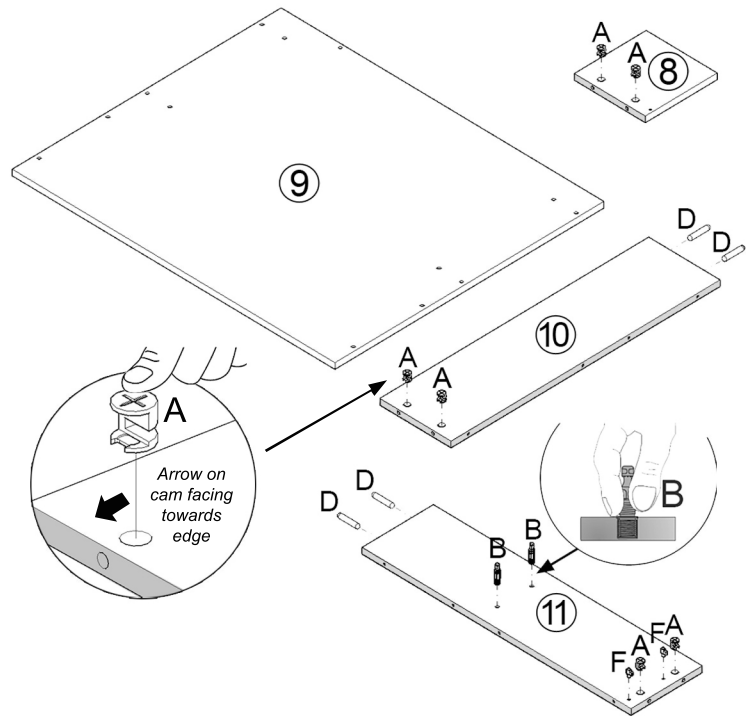
**EXTENSION FITTINGS PACK**



**This product requires a tortoise table starter kit.** If you have already built the starter, please dismantle it and use the panels and fittings as shown below.



**STARTER PANELS**



**EXTENSION PANELS**

To raise this product off the ground, you can purchase a stand.

Please visit [uk.hagen.com/vivexotic](http://uk.hagen.com/vivexotic) for more information



2 stands are required for this set up

**PROTECTING YOUR VIVARIUM - SILICON SEALING**

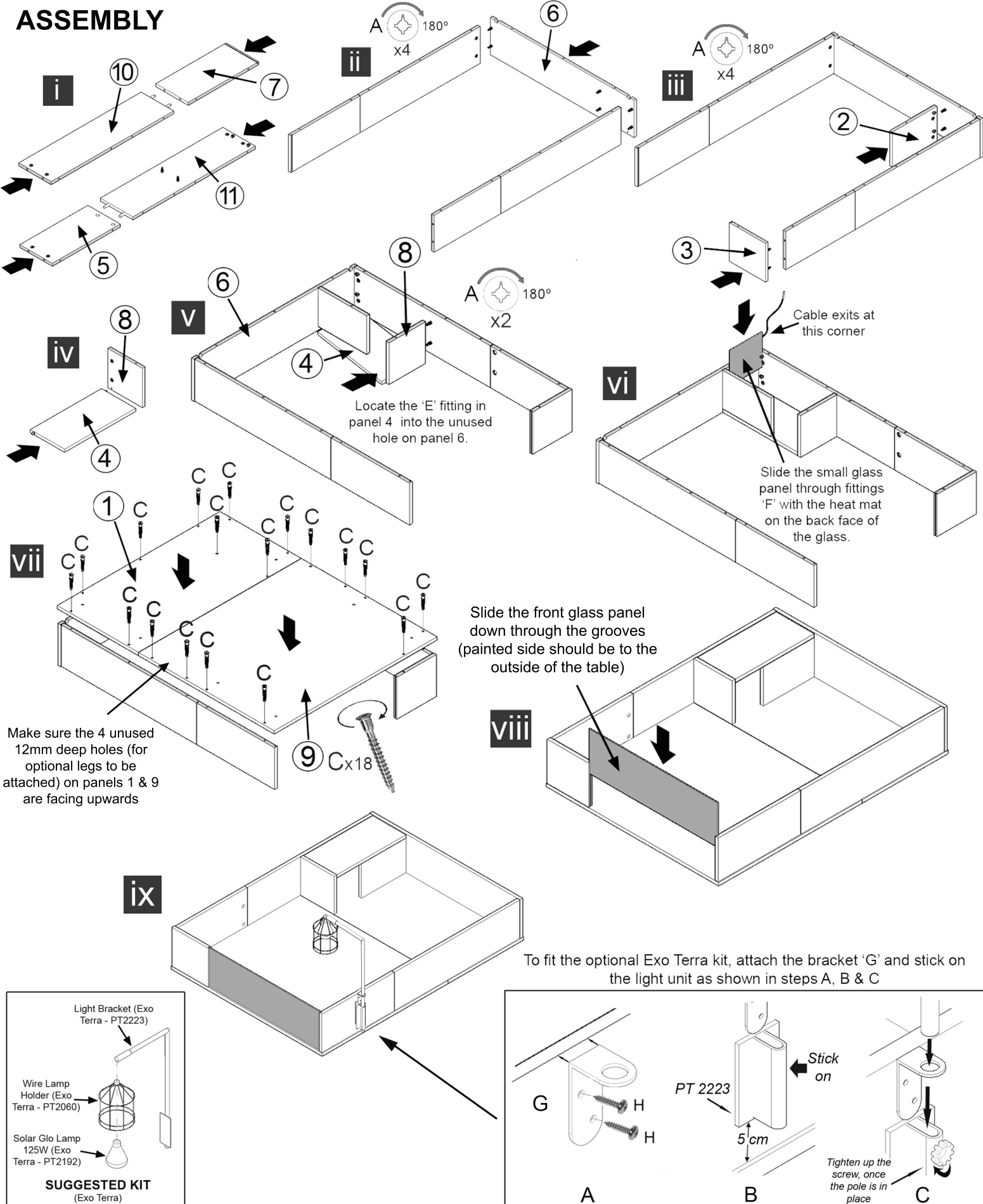
Wooden vivariums are not recommended for pets that require tropical environments. It is advised that once built, you seal all joints and exposed fittings with aquarium silicon sealant, and leave overnight to cure. This sealing will prolong the life of your vivarium and proactively safeguard against accidental water spills and pet wastes. If your pet requires misting, it is essential that no excess water is left pooling within the vivarium. If water is allowed to seep into exposed joints, gaps or inadequately sealed edges the wood will swell.

We strongly recommend that the vivarium is sealed fully after construction, particularly where humidity levels are high. We recommend that humidity levels do not exceed 65% in any wooden vivarium and cannot guarantee the longevity of the vivarium in this case.

For species requiring high levels of humidity we recommend Exo Terra Glass Terrariums. Please visit [www.exo-terra.com](http://www.exo-terra.com) for more details.

We recommend Exo Terra reptile accessories for use with Vivexotic products. Please refer to the 'Exo Terra Essential Care & Equipment Guide' included with the starter table for further details.

# ASSEMBLY

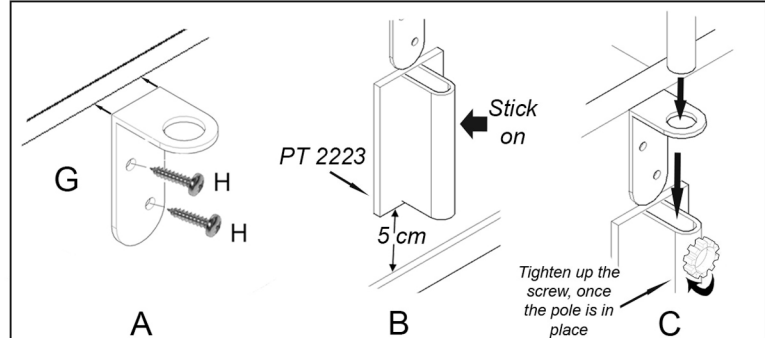


Light Bracket (Exo Terra - PT2223)

Wire Lamp Holder (Exo Terra - PT2060)

Solar Glo Lamp 125W (Exo Terra - PT2192)

**SUGGESTED KIT**  
(Exo Terra)



## 2 YEAR EXTENDED WARRANTY

You have automatically received a standard 12 month guarantee with your purchase. However, you will receive an additional 12 months free (giving you a total of 2 years warranty from the date of purchase), if you complete the online product warranty registration form. Simply visit [uk.hagen.com](http://uk.hagen.com) and click on the 'warranty' section. Please keep your original receipt as proof of purchase.

The standard and extended warranty covers for defective parts which have failed under normal use. We shall not replace parts that have been damaged by abnormal conditions or that which have been subjected to improper use. It is important that you seal your vivarium to prevent moisture entering into exposed chipboard. We will not replace parts that have been water damaged due to insufficient sealing. If not sealed correctly, this will invalidate the warranty.